



A42

Enterprise WiFi that just works.

Open Mesh makes WiFi smarter and simpler.

We help create powerful, easy-to-use wireless networks that automatically spread Internet connections throughout hotels, apartments, retail stores, restaurants, small and medium-sized businesses—and just about anywhere else.

The A Series is the next evolution of smarter, simpler WiFi from Open Mesh. The A Series combines high performance with a flexible form factor for enterprise deployments almost anywhere.

With the A Series, we've taken our modular approach to WiFi one step further: not only can the A Series be deployed outside or in, it comes with a flexible installation kit that includes what you need for each mounting option.

Diverse solutions



Hospitality

Powerful, scalable cloud-managed WiFi that keeps guests coming back.



Small/medium-sized business

Secure, cost-effective staff and guest networks built for any environment.



Retail, food and beverage

Zero-touch deployment across 1 or 1,000's of locations. Compelling data and integrations.



Housing

WiFi for new and old apartments, care homes and more with less cost and complexity.

A Series Access Points

Cloud-managed wireless LAN



Open Mesh A Series access points provide robust WiFi coverage anywhere you need to share a connection.

Each access point is a cloud-managed access point, mesh gateway and repeater all in one compact, reliable, high-performance package.



Features

- Zero config, plug-and-play networking
- Self-forming, self-healing mesh
- Free iOS and Android apps
- USB port and 2 gigabit Ethernet ports
- Free cloud-based dashboard for complete management
- Hardware watchdog auto-restarts after power spikes and outages
- LED status indicator

Benefits



Simplified deployments

Simplify deployments with zero config, plug-and-play networking, automatic channel configuration and automatic meshing to extend WiFi signals to dead spots. With flexible mounting options, the same AP can be installed indoors and out: on ceilings, walls, Ethernet jacks and more, making deployment planning easy.



Intuitive management

Open Mesh is powerful enough for pros, but easy enough for almost anyone. With free, centralized cloud management, view and manage all your networks across large sites and multiple locations from a single dashboard. Create splash pages, manage bandwidth, reboot devices, block clients and more in just a few clicks.



Serious reliability

From automatic failover and safe over-the-air upgrades to a hardware watchdog chip and out-of-band management, our solution is built to reduce truck rolls, so you can deploy with confidence. And with automated email alerts and scheduled maintenance windows you control, avoid disruption during critical times.



Custom Brandable

Open Mesh is ideal for MSPs, resellers and IT consultants because we make it easy to add your logo to our solution. The A Series includes a blank center tab you can swap in; get this tab molded with your logo or add a sticker to custom brand. Even CloudTrax can be branded as your own cloud solution.


Mounting Options

Universal installation



Install A Series access points indoors and out, for professional WiFi deployments anywhere.

The A Series comes with a flexible installation kit that includes what you need for each mounting option, making deployment planning and inventory management simple.



Features

- Water and dust resistant with an IP55 rating
- Mount indoors to an Ethernet jack or junction box (EU, UK, US), solid wall, solid ceiling or t-rail ceiling
- Mount outdoors to a wall or pole
- Universal installation kit included

Benefits



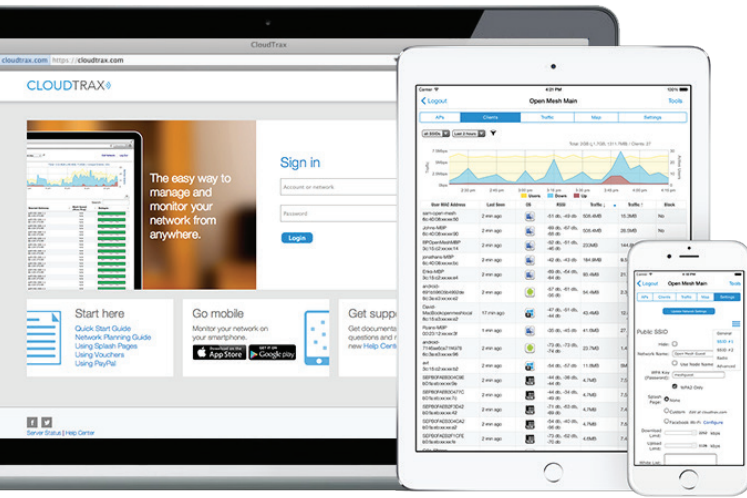
A perfect fit

Open Mesh makes it easy to get wireless coverage exactly where you need it. Out of the box, Open Mesh A Series access points can be installed in most indoor or outdoor locations from a t-rail ceiling or solid wall to an Ethernet jack or pole. The A Series blends in seamlessly in any office, hotel, restaurant or school.



Open Mesh Cloud Controller

Powerful network management



Say goodbye to on-site controllers and monthly fees.

Build and manage your networks across one site or thousands through the cloud. With no servers or software to install, Open Mesh is simple, yet powerful enough to meet the demands of IT professionals.

Features

- Single point of configuration for one access point or thousands
- Automatic reporting and alerts
- Usage statistics and control with client device fingerprinting
- Full captive portal/voucher system
- Free iOS and Android apps
- Zero cost license
- Full CloudTrax API (additional cost)

Benefits



Easy scalability

Whether you're managing one site or thousands, CloudTrax is built to grow with you. Because there's nothing to configure on site, adding new access points and network locations takes just seconds. Create new networks by cloning existing ones and provision new access points in just a click. CloudTrax makes it easy to get all of your networks behind a single pane of glass.



Mobile apps

CloudTrax includes free iOS and Android apps, so you can build, manage and monitor your networks while on the go. Create new networks in seconds, add new APs by simply scanning them, and swap old APs with new with zero typing or configuration. You have access to the full functionality at cloudtrax.com and can switch between mobile and desktop seamlessly.



Multiple SSIDs

CloudTrax can broadcast multiple unique networks, some public and others private. Public networks can be customized with powerful captive portal features, while private networks work seamlessly as an extension of your LAN. Each network can be uniquely named, left visible or hidden, and left open or password-protected with WPA2 encryption.



Automated alerts

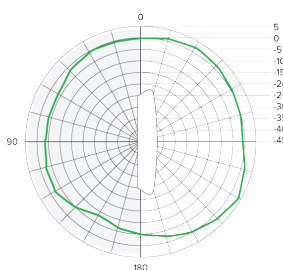
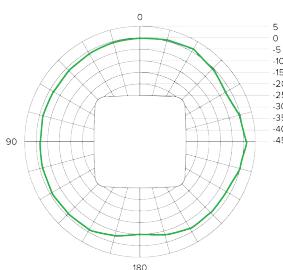
Don't have time to check the network status every day? Don't worry. If any access point goes down and doesn't come back up within an hour, CloudTrax will automatically email you (and anyone else you designate). Outage alerts are easy to turn on and off, always keeping you in-the-know when it comes to the health of your wireless network.

A42

Speed (rated)	300 + 867 Mbps
2.4 GHz	2 stream, 802.11 b/g/n (max rate: 300 Mbps)
5 GHz	2 stream, 802.11 a/b/g/n/ac (max rate: 867 Mbps) Wave 2, MU-MIMO
Antennas	4
WLAN standard	802.11a/b/g/n/ac Wave 2
Range (approximate)	75'-150' indoor (3-4 walls); 400'-600' outdoor
Recommended users	50-100 per AP
PoE	Standard 802.3af or passive 18-24V
Processor	IPQ4018
Memory	256MB DRAM
Security	WPA/WPA2 Personal, WPA/WPA2 Enterprise, 802.1X RADIUS, captive portal, client isolation
Zero config, plug and play	Yes
Self-forming, self-healing mesh, seamless roaming	Yes
Hardware watchdog CPU	Yes
Free cloud management	Yes
Captive portal w/ throttling and splash pages	Yes
SSIDs	4
SSID to VLAN tagging	Yes
Ports	2 Gigabit Ethernet, 1 USB
LEDs	Tri-color LED status indicator: boot loader, booting up, firmware upgrade, CloudTrax check-in failure, key re-pair, check-in succeeded, orphan mode, lonely mode and more
Operating temperature	-20 to 50 C
Indoor/outdoor rating	CE marked for indoor/outdoor use, IP55
Mounting options	Ethernet or junction box (EU, UK, US), solid wall, solid ceiling, t-rail ceiling, outdoor wall or pole (universal installation kit included)
Size	6.5" x 6.5" x 1.2" .85 Lbs
Warranty	1 year

Transmission pattern

A42 2.4 GHz



A42 5 GHz

